

Intercultural and Global Awareness 2019-2020

Courses or course sequences addressing Intercultural and Global Awareness (IGA) must meet a majority of the student learning outcomes (SLOs). During the Fall 2019 semester,¹ Virginia Tech offered 174 Pathways courses that included the Integrative Concept of IGA.

	Overall
Pathways Sections Offering IGA	932
Pathways Sections Reporting IGA Data ²	787 (84%)
Pathways Sections Included in Analyses ³	756 (81%)
Enrollment in Sections Offering IGA*	42,128
Enrollment in Sections Included in Analyses*	33,729 (80%)

* Values include students who may be enrolled and/or assessed in multiple Pathways courses.

Table 1: Competency Levels per SLO for IGA

	Sections Included in Analyses*	Students Included in Analyses	Percentage of Students		
			Below Competent	Competent	Above Competent
SLO 1: Identify advantages and challenges of diversity and inclusion in communities and organizations.	552	19,186	11% (n=2,068)	28% (n=5,322)	61% (n=11,796)
SLO 2: Interpret an intercultural experience from both one's own and another's worldview.	489	11,858	9% (n=1,115)	31% (n=3,630)	60% (n=7,113)
SLO 3: Address significant global challenges and opportunities in the natural and human world.	493	15,818	15% (n=2,342)	27% (n=4,305)	58% (n=9,171)

* Includes sections required to report data for a specific outcome and additional sections reporting data.

¹ Pathways assessment data collection was suspended for Spring 2020 due to the COVID-19 pandemic. Consequently, only data from the Fall 2019 semester are included in this report.

² Twenty-four sections (3%) were missing data for one or more required SLOs; 763 (97%) sections provided complete data.

³ Data from 751 sections (95%) were fully included; 5 sections (<1%) were partially included; 31 (4%) sections were excluded.

Intercultural and Global Awareness 2019-2020

SLO 1: Identify advantages and challenges of diversity and inclusion in communities and organizations.

	Sections Required to Report Data for SLO 1	Additional IGA Sections Reporting Data for SLO 1	Total Sections Included in Analyses of SLO 1
Pathways Sections Offering SLO 1	679	20	699
Pathways Sections Reporting Data	555 (82%)	20 (100%)	575 (82%)
Pathways Sections Included in Analyses	532* (78%)	20 (100%)	552 (79%)
Enrollment in Sections Offering IGA 1**	28,728	3,426	32,154
Students Included in Analyses**	16,159 (56%)	3,027 (88%)	19,186 (60%)

* Data from 23 sections were excluded.

** Values include students who may be enrolled and/or assessed in multiple Pathways courses.

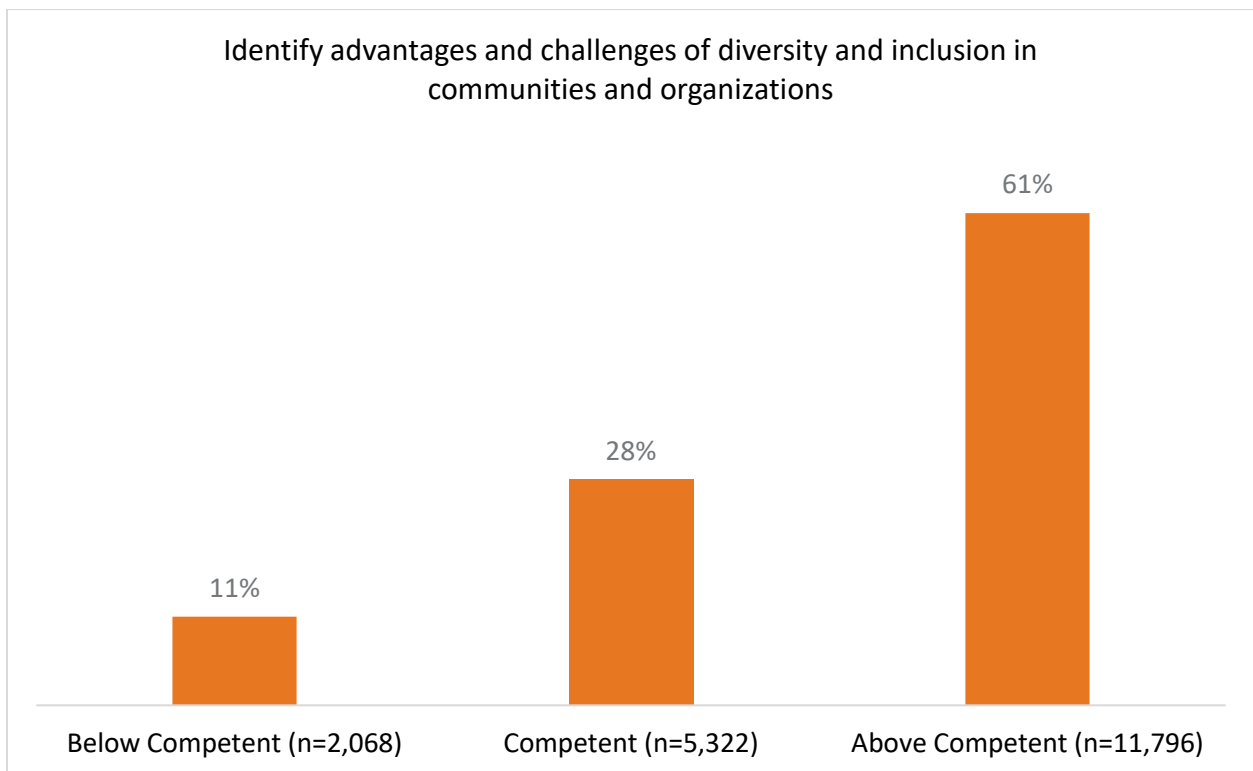


Figure 1. (n=19,186)

Intercultural and Global Awareness 2019-2020

SLO 2: Interpret an intercultural experience from both one's own and another's worldview.

	Sections Required to Report Data for SLO 2	Additional IGA Sections Reporting Data for SLO 2	Total Sections Included in Analyses of SLO 2
Pathways Sections Offering SLO 2	603	2	605
Pathways Sections Reporting Data	513 (85%)	2 (100%)	515 (85%)
Pathways Sections Included in Analyses	487* (81%)	2 (100%)	489 (81%)
Enrollment in Sections Offering IGA 2**	26,978	96	27,074
Students Included in Analyses**	11,763 (44%)	95 (99%)	11,858 (44%)

* Data from 26 sections were excluded.

** Values include students who may be enrolled and/or assessed in multiple Pathways courses.

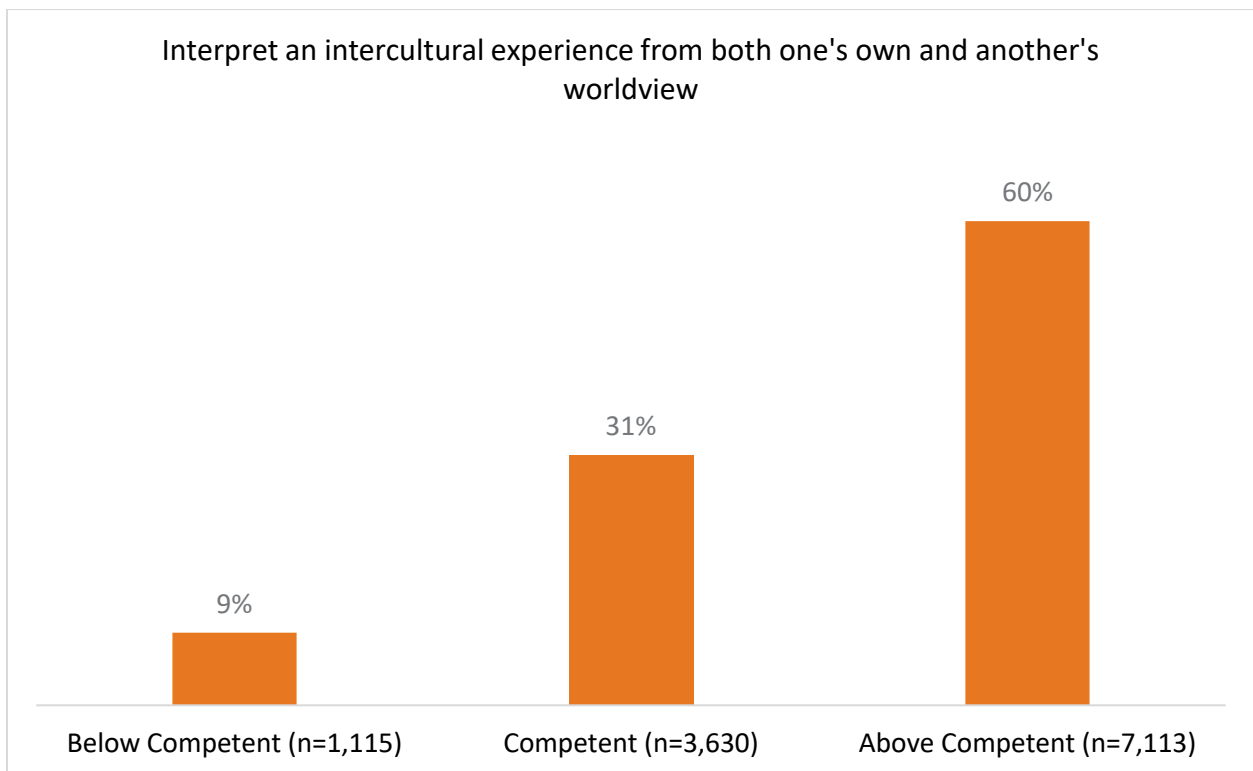


Figure 2. (n=11,858)

Intercultural and Global Awareness 2019-2020

SLO 3: Address significant global challenges and opportunities in the natural and human world.

	Sections Required to Report Data for SLO 3	Additional IGA Sections Reporting Data for SLO 3	Total Sections Included in Analyses of SLO 3
Pathways Sections Offering SLO 3	607	10	617
Pathways Sections Reporting Data	495 (82%)	10 (100%)	505 (82%)
Pathways Sections Included in Analyses	483* (80%)	10 (100%)	493 (80%)
Enrollment in Sections Offering IGA 3**	30,932	385	31,317
Students Included in Analyses**	15,512 (50%)	306 (79%)	15,818 (51%)

* Data from 12 sections were excluded.

** Values include students who may be enrolled and/or assessed in multiple Pathways courses.

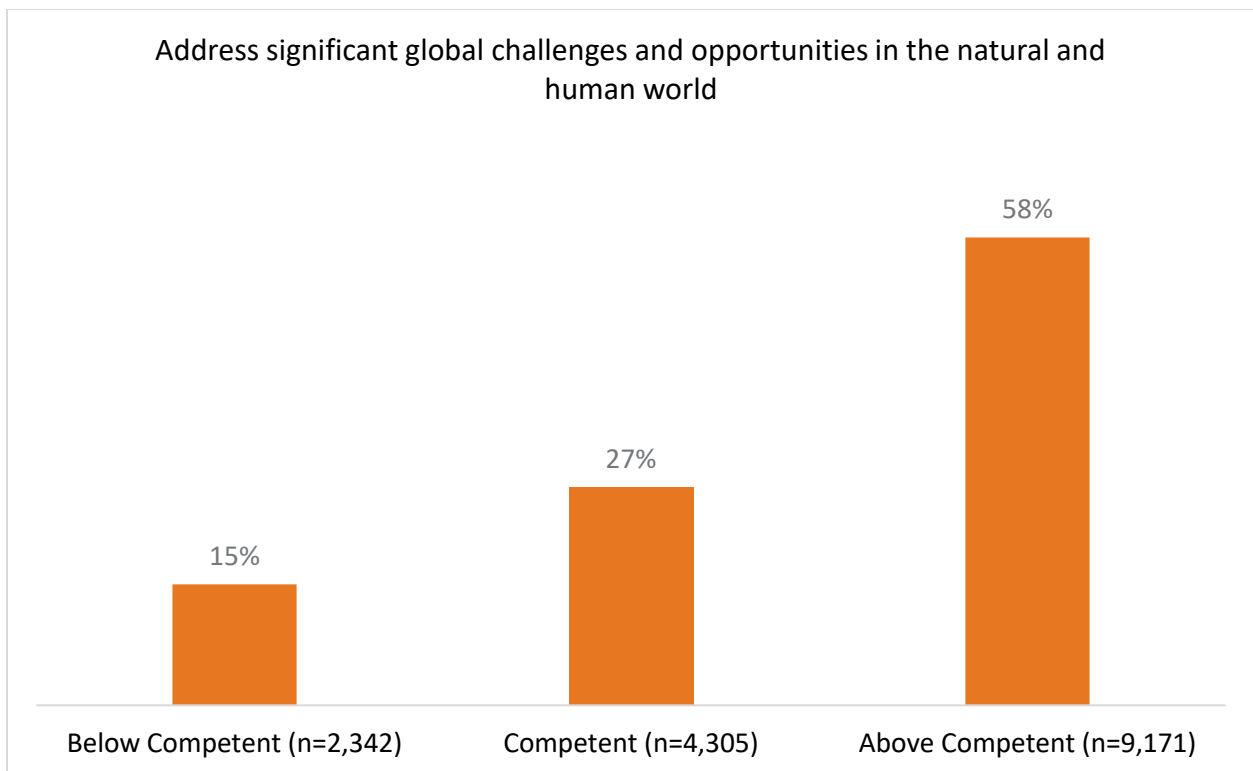


Figure 3. (n=15,818)