

Discourse 2020-2021

Courses in Discourse are designated as either Foundational or Advanced/Applied. During the Spring 2021 semester,¹ Virginia Tech offered 58 Pathways courses that included the Core Concept of Discourse. Of those, 7 courses were approved as Foundational, and 51 courses were approved as Advanced/Applied.

	Foundational	Advanced/ Applied	Overall
Pathways Sections Offering Discourse	184	154	338
Pathways Sections Reporting Discourse Data ²	174 (95%)	75 (49%)	249 (74%)
Pathways Sections Included in Analyses ³	174 (95%)	72 (47%)	246 (73%)
Enrollment in Sections Offering Discourse*	3,344	4,626	7,970
Enrollment in Sections Included in Analyses*	3,076 (92%)	961 (21%)	4,037 (51%)

* Values include students who may be enrolled and/or assessed in multiple Pathways courses.

Table 1: Competency Levels per SLO for Discourse

	Sections Included in Analyses	Students Included in Analyses	Percentage of Students		
			Below Competent	Competent	Above Competent
SLO 1: Discover and comprehend information from a variety of written, oral, and visual sources.	246	3,934	10% (n=381)	38% (n=1,500)	52% (n=2,053)
SLO 2: Analyze and evaluate the content and intent of information from diverse sources.	244	3,959	10% (n=393)	38% (n=1,499)	52% (n=2,067)
SLO 3: Develop effective content that is appropriate to a specific context, audience, and/or purpose.	244	3,977	9% (n=367)	39% (n=1,566)	51% (n=2,044)
SLO 4: Exchange ideas effectively with an audience.	242	3,906	9% (n=371)	39% (n=1,511)	52% (n=2,024)
SLO 5: Assess the product/presentation, including feedback from readers or listeners.	240	3,801	11% (n=406)	37% (n=1,419)	52% (n=1,976)

¹ Pathways assessment data collection was suspended for Fall 2020 due to the COVID-19 pandemic. Consequently, only data from the Spring 2021 semester are included in this report.

² 13 sections (5%) were missing data for one or more required SLOs; 236 sections (95%) provided complete data.

³ Data from 241 sections (97%) were fully included; 5 sections (2%) were partially included; 3 sections (1%) were excluded.

Discourse 2020-2021

SLO 1: Discover and comprehend information from a variety of written, oral, and visual sources.

	Foundational	Advanced/Applied
Pathways Sections Offered	184	154
Pathways Sections Reporting Data	174 (95%)	75 (49%)
Pathways Sections Included in Analyses	174 (95%)	72* (47%)
Enrollment in Sections Offering Discourse 1**	3,344	4,626
Students Included in Analyses**	3,076 (92%)	858 (19%)

* Data from 3 sections were excluded (3 Advanced/Applied).

** Values include students who may be enrolled and/or assessed in multiple Pathways courses.

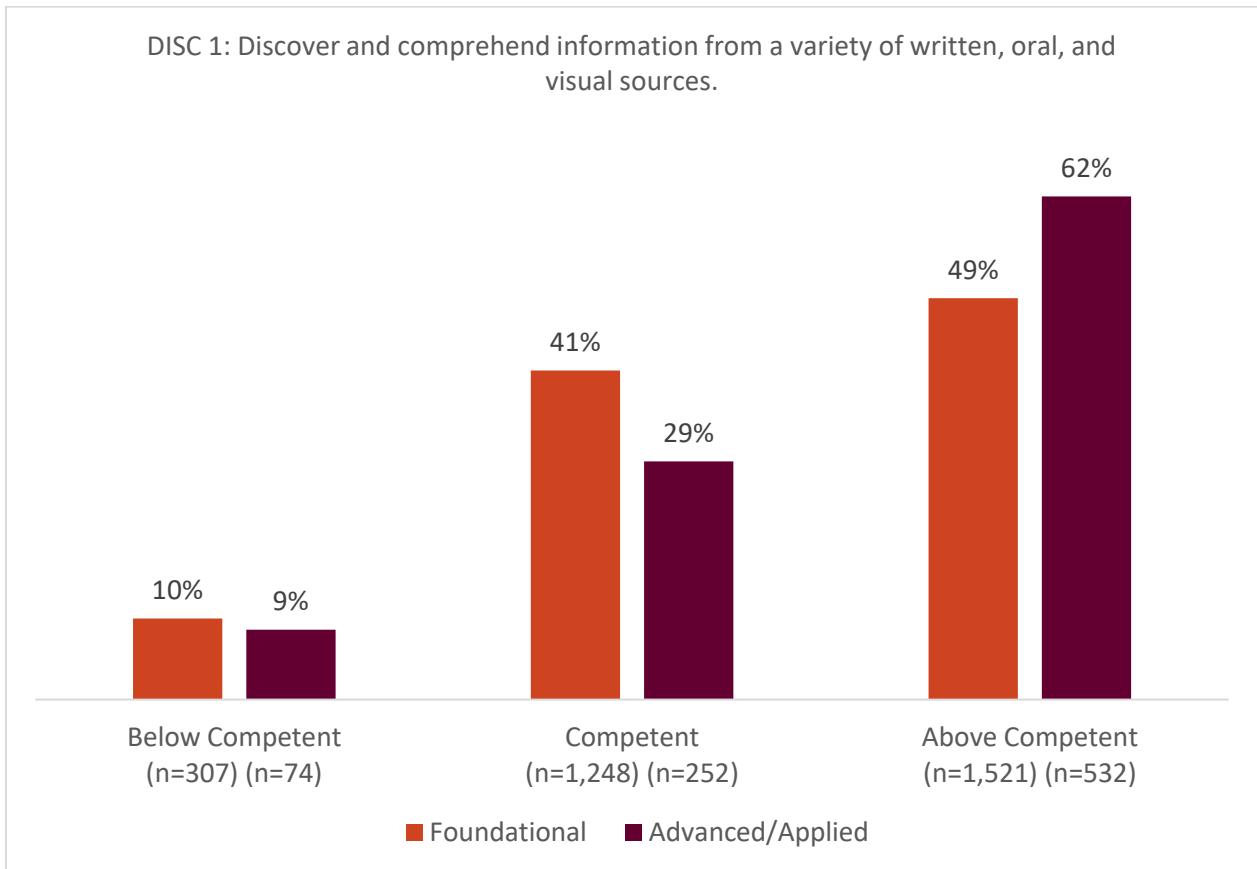


Figure 1. Foundational (n=3,076); Advanced/Applied (n=858)

Discourse 2020-2021

SLO 2: Analyze and evaluate the content and intent of information from diverse sources.

	Foundational	Advanced/Applied
Pathways Sections Offered	184	154
Pathways Sections Reporting Data	174 (95%)	75 (49%)
Pathways Sections Included in Analyses	174 (95%)	70* (45%)
Enrollment in Sections Offering Discourse 2**	3,344	4,626
Students Included in Analyses**	3,076 (92%)	883 (19%)

* Data from 3 sections were excluded (3 Advanced/Applied). Two sections were missing data for this SLO (2 Advanced/Applied).

** Values include students who may be enrolled and/or assessed in multiple Pathways courses.

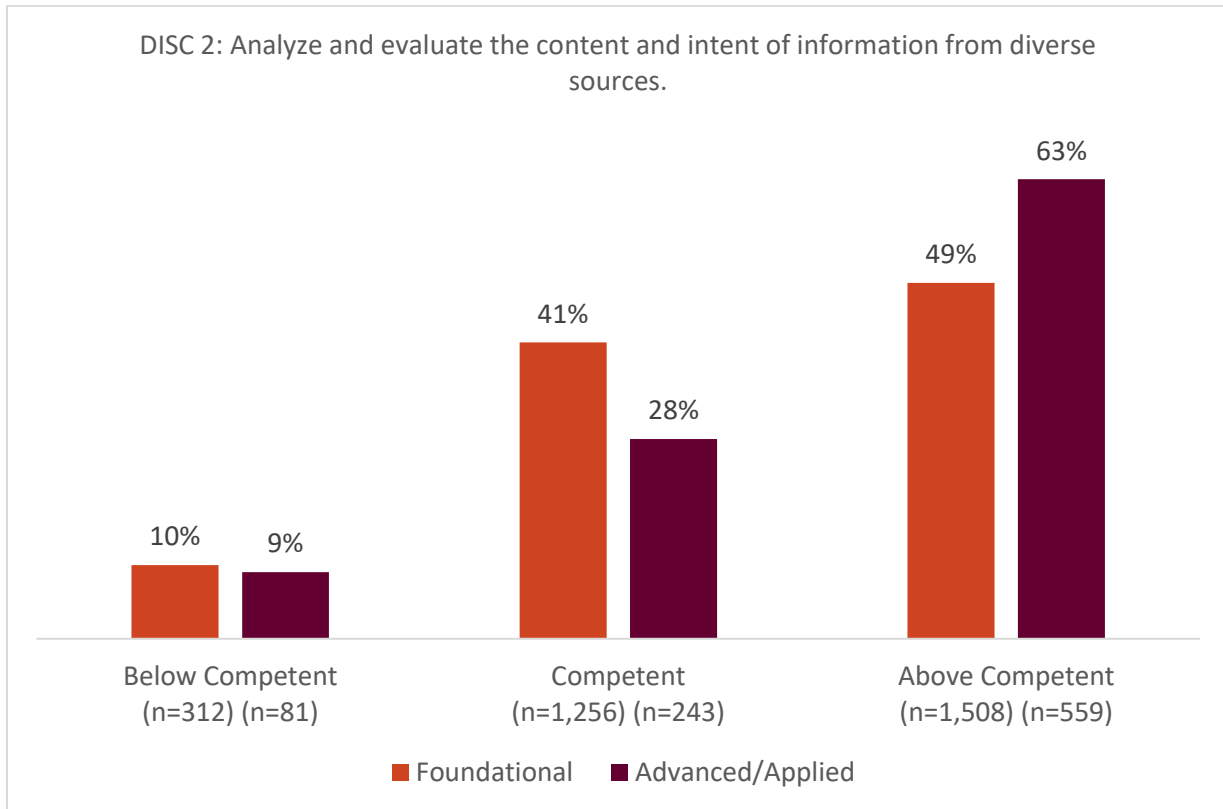


Figure 2. Foundational (n=3,076); Advanced/Applied (n=883)

Discourse 2020-2021

SLO 3: Develop effective content that is appropriate to a specific context, audience, and/or purpose.

	Foundational	Advanced/Applied
Pathways Sections Offered	184	154
Pathways Sections Reporting Data	174 (95%)	75 (49%)
Pathways Sections Included in Analyses	174 (95%)	70* (45%)
Enrollment in Sections Offering Discourse 3**	3,344	4,626
Students Included in Analyses**	3,076 (92%)	901 (19%)

* Data from 3 sections were excluded (3 Advanced/Applied). Two sections were missing data for this SLO (2 Advanced/Applied).

** Values include students who may be enrolled and/or assessed in multiple Pathways courses.

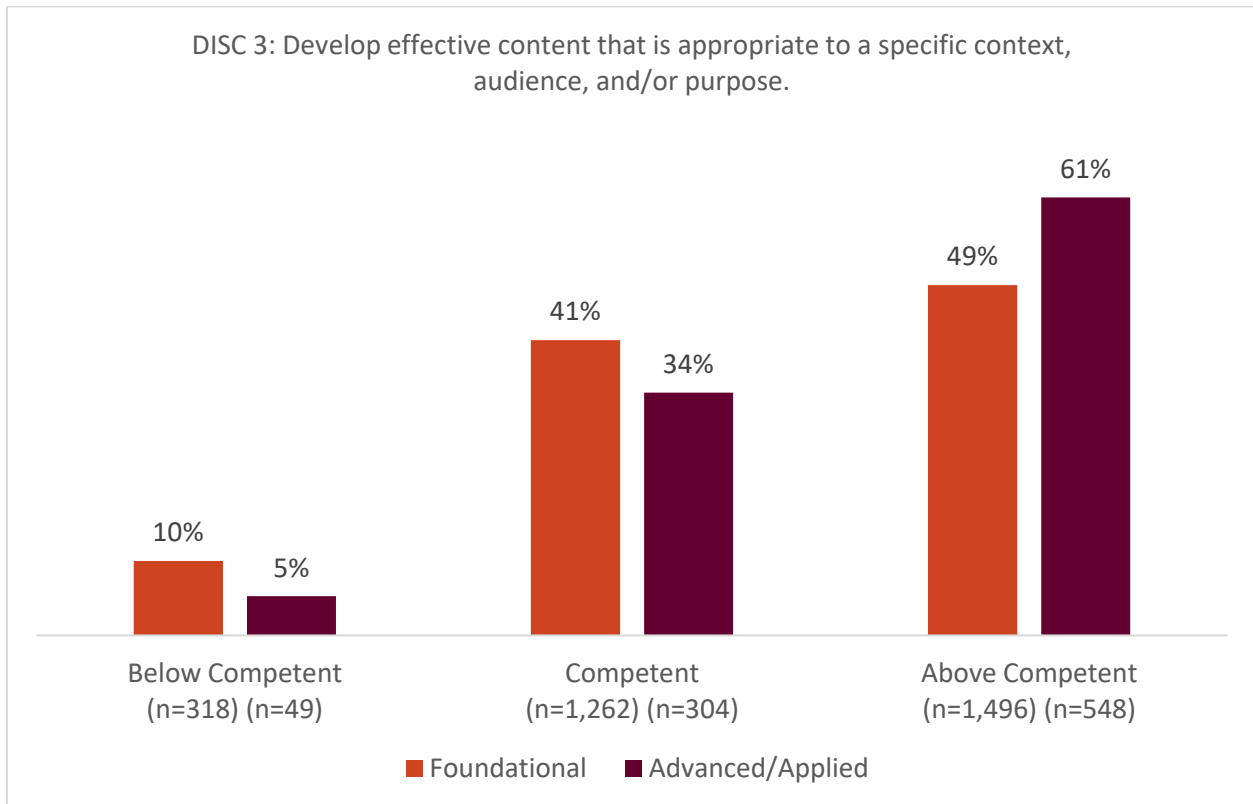


Figure 3. Foundational (n=3,076); Advanced/Applied (n=901)

Discourse 2020-2021

SLO 4: Exchange ideas effectively with an audience.

	Foundational	Advanced/Applied
Pathways Sections Offered	184	154
Pathways Sections Reporting Data	174 (95%)	75 (49%)
Pathways Sections Included in Analyses	174 (95%)	68* (44%)
Enrollment in Sections Offering Discourse 4**	3,344	4,626
Students Included in Analyses**	3,074 (92%)	832 (18%)

* Data from 3 sections were excluded (3 Advanced/Applied). Four sections were missing data for this SLO (4 Advanced/Applied).

** Values include students who may be enrolled and/or assessed in multiple Pathways courses.

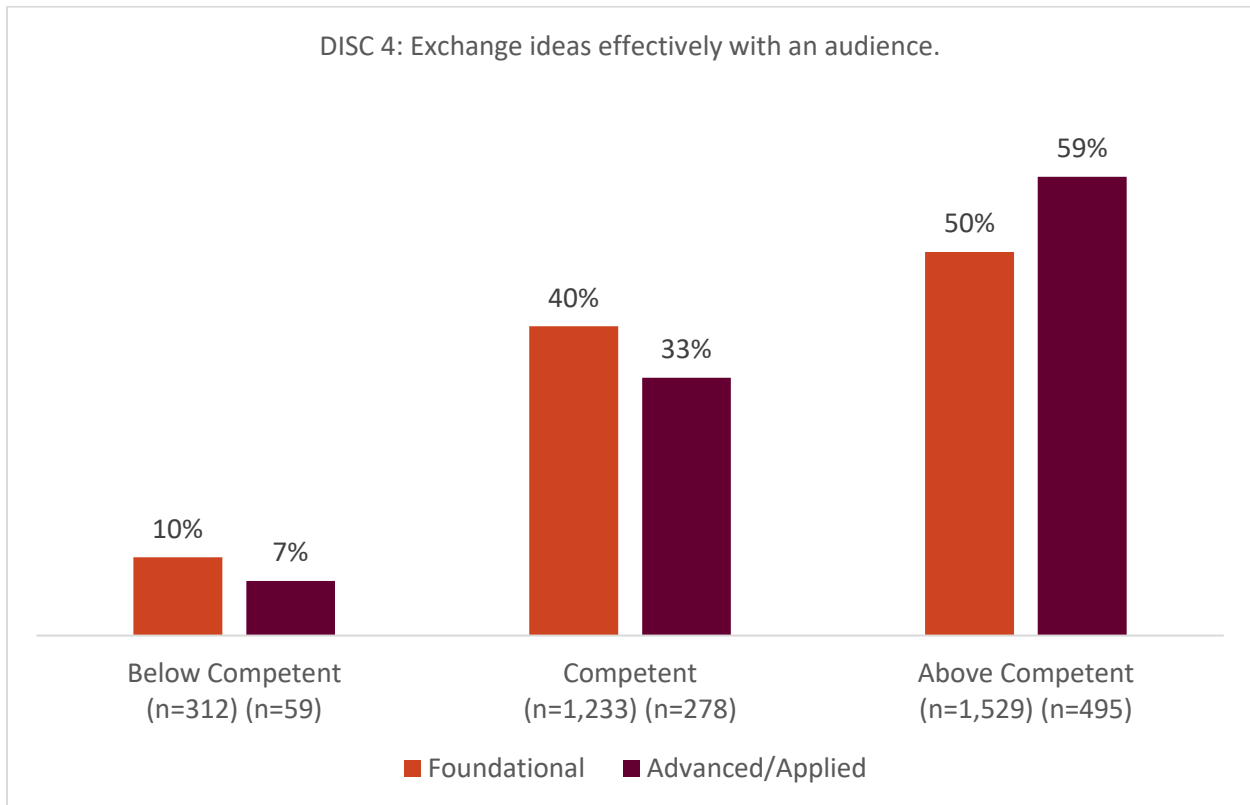


Figure 4. Foundational (n=3,074); Advanced/Applied (n=832)

Discourse 2020-2021

SLO 5: Assess the product/presentation, including feedback from readers or listeners.

	Foundational	Advanced/Applied
Pathways Sections Offered	184	154
Pathways Sections Reporting Data	174 (95%)	75 (49%)
Pathways Sections Included in Analyses	174 (95%)	66* (43%)
Enrollment in Sections Offering Discourse 5**	3,344	4,626
Students Included in Analyses**	3,076 (92%)	725 (16%)

* Data from 3 sections were excluded (3 Advanced/Applied). Six sections were missing data for this SLO (6 Advanced/Applied).

** Values include students who may be enrolled and/or assessed in multiple Pathways courses.

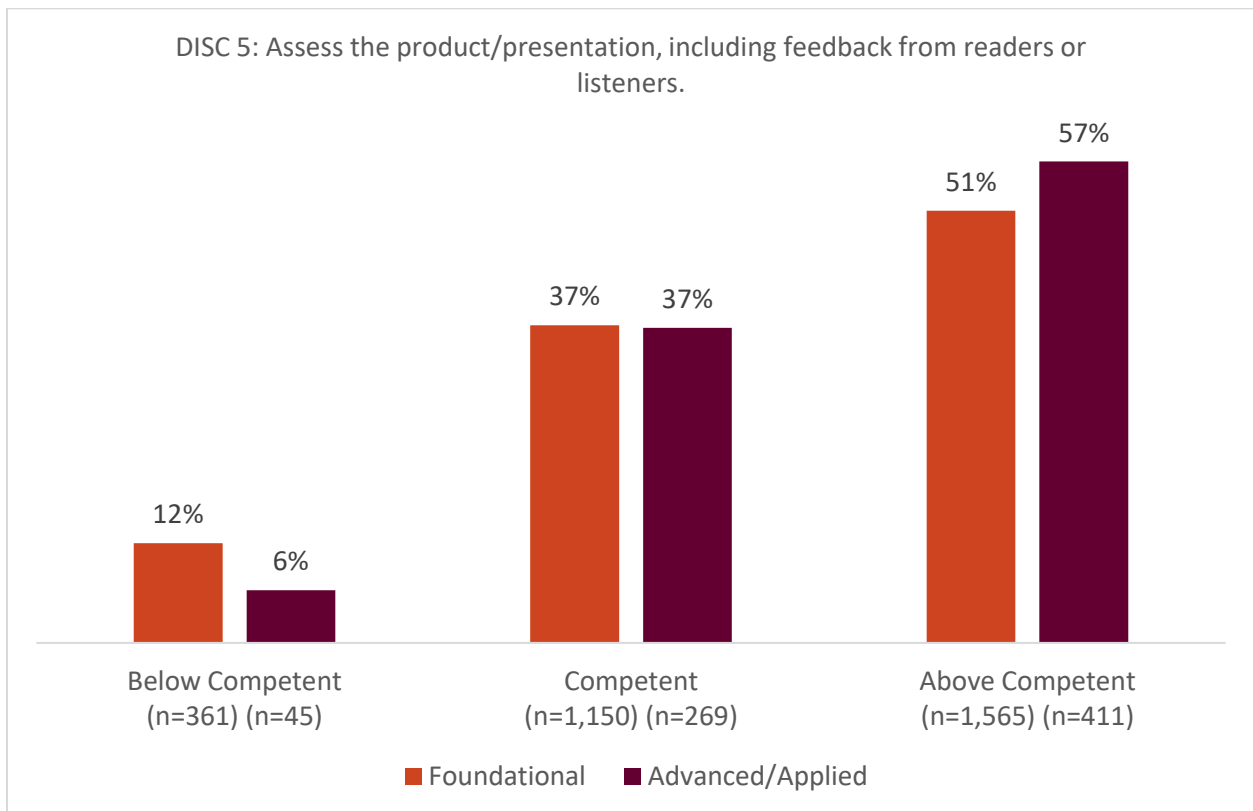


Figure 5. Foundational (n=3,076); Advanced/Applied (n=725)